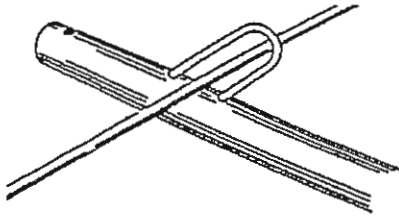
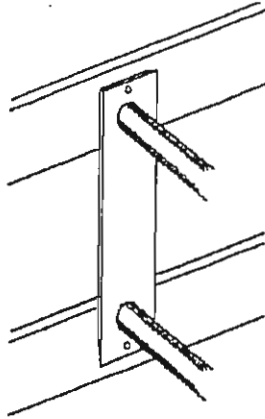


**NOTE:** Other options not shown here are available. Please let us know if your application is different. All bolts needed to bolt Loop to sleeve are included with your Loop Price. Actual bolts required to mount the sleeves, etc. to wood are not included as there are too many variations. We would be happy to quote you on your mounting bolt requirements.

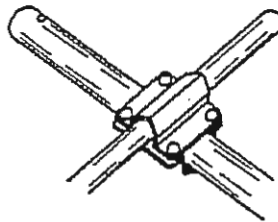
## 7. WOOD MOUNT - FLAT BAR

Included per Loop:  
 (1) 1-1/4" x 3" x 36" Flat Bar welded to the Loop with (2) 1/2" holes - 1 top and 1 bottom



## 9. "FIXED" NECK RAIL 'LOOP'

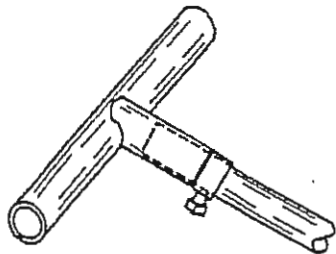
Made from 1/2" round material (plated) and welded to every second to fourth loop as desired. Loop is approx. 4" x 8". Training rail material can be cable, sucker rod, or pipe tubing. This type of neck rail attachment avoids "solid" contact by cows. Recommended for welded loop sleeve applications only.



## 11. "FIXED" CLAMP SYSTEM FOR NECK RAIL ATTACHMENT

(2) MATERIAL OPTIONS

- #1 - 12 Gauge Galvanized Clamp with (4) 5/16" bolts made for 1-5/8" O.D. 12 ga. tubing.
- #2 - H.D. 7 Gauge Galvanized Clamp with (4) 1/2" bolts made for both 1-5/8" O.D. or 1.9 O.D neck rail tubing, and/or 1.9 O.D. or 2-3/8" Loop tubing.

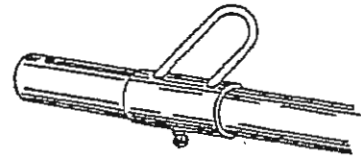
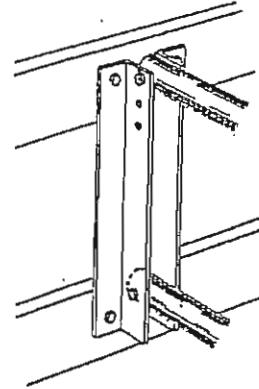


## 12. JAM RING

Used to level Loops. It is a 1" piece of 2-7/8" O.D. pipe which slips over the bottom Loop leg. After top bolt is inserted, level loop and slide jam ring against bottom sleeve. Tighten Set Screw to secure jam ring to Loop.

## 8. WOOD MOUNT ANGLES

Included per Loop:  
 (2) 10 Gauge Galvanized Angle 36" long with 1/2" holes as required



## 10. "ADJUSTABLE" NECK RAIL 'LOOP'

Made from a 6" piece of 2-7/8" O.D. pipe with a 1/2" round material loop welded to it. It has a 1/2" bolt used to secure in position desired. Recommended for welded loop sleeve applications only.

## 13. "ADJUSTABLE" BRISKET BOARD BRACKET

Made from 1/4" x 4" x 15" plated material, the plate is bent at a 60 degree angle 5" from one end. Mounted to the loop by (2) 3/8" x 3" supplied "U" bolts for adjustability, the angled portion accommodates pipe or 2 x 6" to 2 x 12" wood railing through varied hole placement. Attachments ("U" bolts or bolts & nuts) for pipe or wood rail NOT SUPPLIED.  
 \* Deeper set lengths available upon request.

