

First With The Latest

ALBERS

DAIRY EQUIPMENT

Quality Since 1948!

ALBERS Manufacturing Co., Inc.

FIRST WITH THE LATEST- "THE ORIGINAL"

"LOOP INFRASTRUCTURE SYSTEM"

Pat. Pending

All bolt-together, adjustable, easy to install, no welding!



INFRASTRUCTURE being installed in a wood frame barn. **NOTE** no stub posts needed. Mounts directly to building columns. Horizontal railings will allow for ease of freestall width adjustment to 44", 46", 48" or as desired.



INFRASTRUCTURE shown in a 4 row **ALBERS** all steel barn. Bolts directly to steel columns for quick installation. Inset photo shows simple clamp system for loop mounting.



NOTE cow comfort with the **ALBERS** infrastructure package and cantilever loops.



Many options available. **NOTE** how bottom rail has been lowered to create a more open lunge space.



INFRASTRUCTURE shown with **ALBERS** cantilever freestall loops installed.



INFRASTRUCTURE shown installed as an outside row in an **ALBERS** all steel barn.



NOTE lunge space available on an outside row using the **ALBERS** cantilever loop.



Shown is the **ALBERS** bolt-on, adjustable brisket board bracket available for both 1.9" or 2.375" loop sizes.

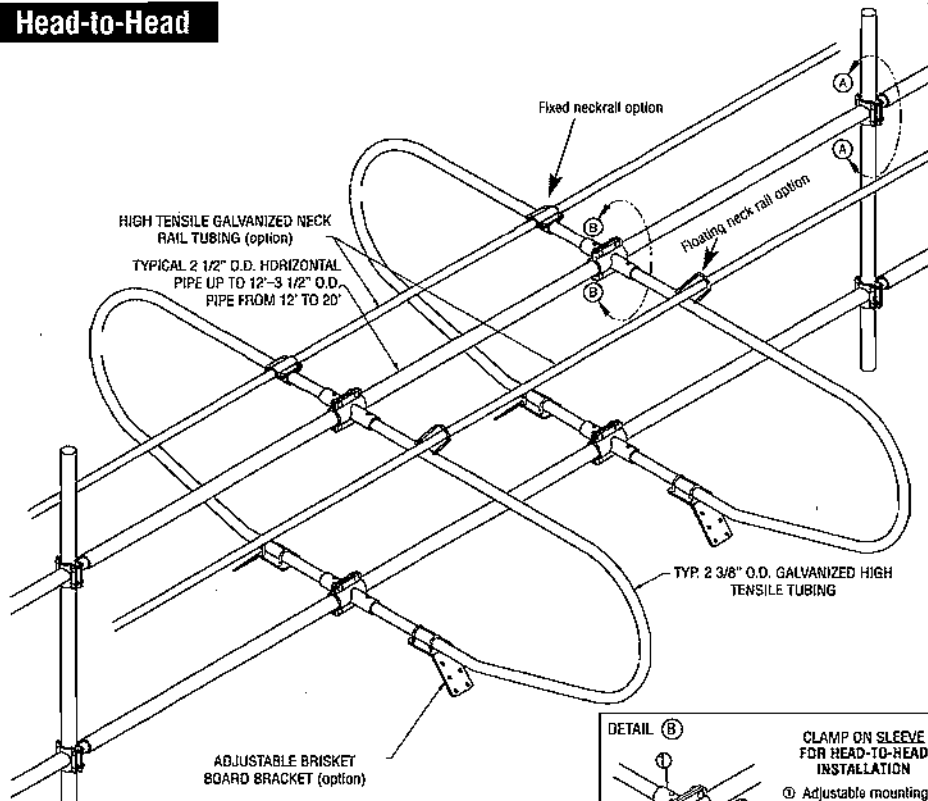
Ask us about our cow-comfort mats and the new "Sand Trap™" if you bed with sand

Call 800-872-5441 for more information

TYPICAL INFRASTRUCTURE INSTALLATIONS

Patents Pending

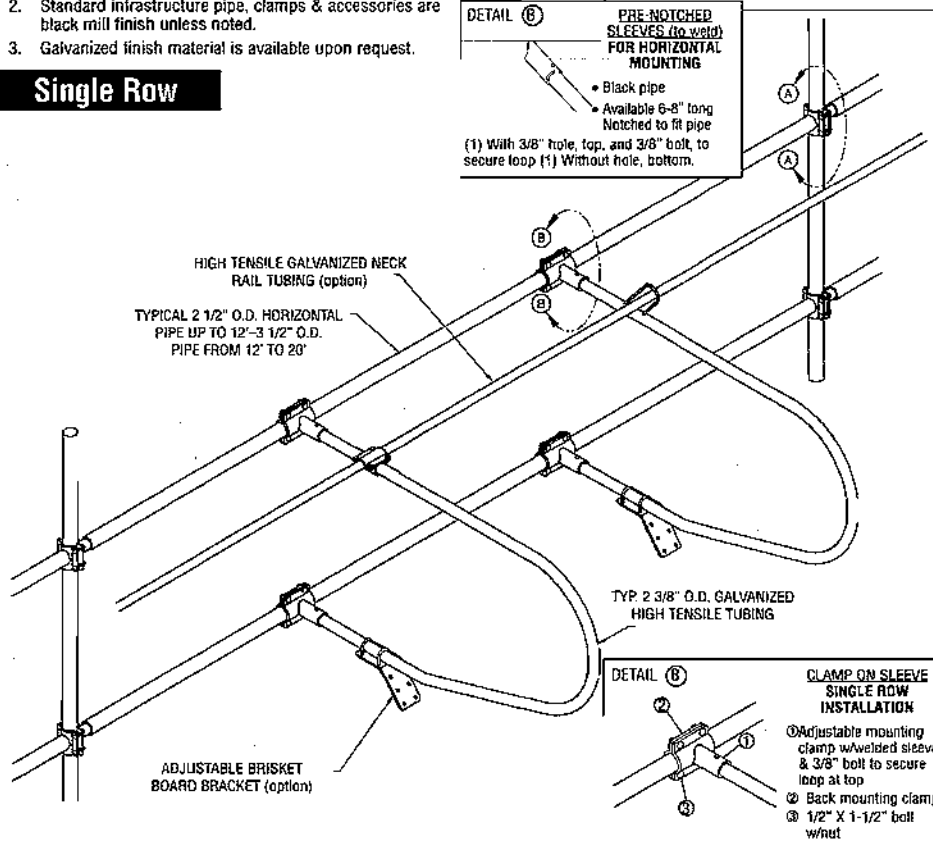
Head-to-Head



SYSTEM NOTES:

1. All fabricated items have rounded corners.
2. Standard infrastructure pipe, clamps & accessories are black mill finish unless noted.
3. Galvanized finish material is available upon request.

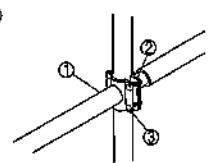
Single Row



SOME ADVANTAGES:

1. No wasted material.
2. Sleeve insert in one end of rail allows for expansion and contraction.
3. No welding needed, infrastructure bolts together, so anyone can install.
4. Faster, easier and better controlled installation.
5. Easily moved or adjusted for narrower or wider stall spacing.
6. This system adds rigidity to the structure and works for any type of building.
7. Adds strength to greenhouse type buildings.
8. Works great on slatted floor barns.
9. No need to dig holes or pour concrete for stub posts.

DETAIL (A)



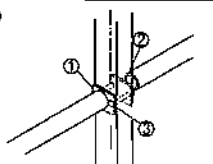
PIPE MOUNT INFRASTRUCTURE OPTION

For Mounting to steel pipe Columns

- ① Mounting clamp welded to 2-7/8" O.D. pipe rail
- ② Mounting clamp welded to 2-3/8" O.D. sleeve
- ③ 1/2" bolt w/nut

DETAIL (A)

ALTERNATE MOUNT



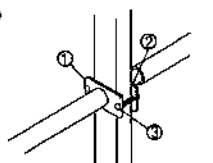
WOOD MOUNT INFRASTRUCTURE OPTION

For Mounting Through Wood Columns

- ① Mounting plate welded to 2-7/8" O.D. pipe rail (1/4" X 3" X 5-1/2" black material)
- ② Mounting plate welded to 2-3/8" O.D. sleeve (1/4" X 3" X 5-1/2" black material)
- ③ 1/2" bolt/nut not included

DETAIL (A)

ALTERNATE MOUNT



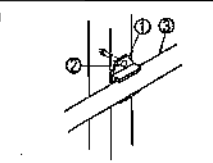
WOOD MOUNT INFRASTRUCTURE OPTION

For Straddle Mounting around Wood Columns

- ① Mounting plate welded to 2-7/8" O.D. pipe rail (1/4" X 3" X length required, black material)
- ② Mounting plate welded to 2-3/8" O.D. pipe sleeve (1/4" X 3" X length required, black material)
- ③ 1/2" bolt/nut not included

DETAIL (A)

ALTERNATE MOUNT



CHANNEL TO WOOD MOUNT INFRASTRUCTURE OPTION

For Mounting Along One Side Of Wood Columns

- ① Mounting plate welded to 3" channel x 5" long, black material
- ② 1/2" carriage bolt w/nut not included
- ③ 2 7/8" O.D. continuous pipe rail

WARRANTY: All products fabricated by Seller are warranted against failure due to defective material or workmanship for a period of one (1) year after shipment, however, the Seller's liability in connection with this warranty is limited to furnishing (but not dismantling and installing) necessary material F.O.B. factory with freight allowed to destination. Albers reserves the right to determine what material or workmanship is defective.

SELLER MAKES NO OTHER WARRANTY, EITHER EXPRESS OR IMPLIED, OR ANY KIND OR CHARACTER AND SPECIFICALLY MAKES NO WARRANTY AS TO THE MERCHANTABILITY OF ANY PRODUCT FABRICATED OR SOLD BY SELLER.